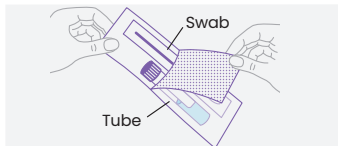


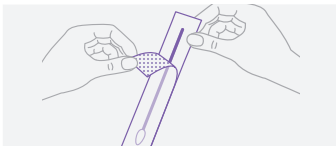
### STEP 1 Open Kit



Wash your hands and undress from the waist down.

Open the Visby Vaginal Specimen Collection Kit, and set aside the tube.

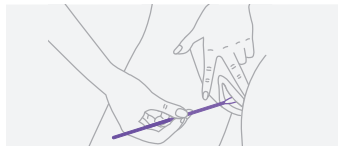
### STEP 2 Unwrap Swab



Unwrap the swab.

**⚠** Do not touch the soft tip of the swab with your finger or on any surfaces. If you do or if the swab has no tip, discard it and start again with a new kit.

### STEP 3 Hold Swab



Hold the swab in your hand by placing it between your thumb and your forefinger.

Carefully insert the soft tip of the swab about 2 inches into the opening of the vagina.

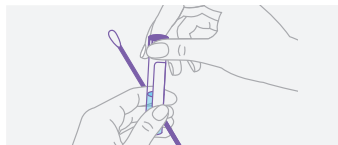
### STEP 4 Collect Sample



Gently rotate the swab for 10-30 seconds, making sure that the swab touches the walls of the vagina.

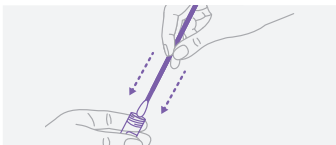
**⚠** Remove the swab and **keep in your hand during Step 5.**

### STEP 5 Open Tube



Carefully unscrew the cap ensuring the soft tip of the swab doesn't touch anything. Set the cap down.

### STEP 6 Insert Swab



Hold the tube opening away from you and carefully insert the soft tip of the swab into the tube.

### STEP 7 Tap Swab



Gently tap the swab against the bottom of the tube for 15 seconds. Avoid splashing. **Lift the swab out of the tube and discard appropriately.**

### STEP 8 Return Tube









Tightly screw the cap on the tube.

Wash your hands with soap and water. Return the tube to your care-provider.

## Important Information

For Use with the Visby Medical Sexual Health Test

-  Users should read the complete collection procedure before performing specimen self-collection. Please refer to the Vaginal Specimen Collection Kit Instructions for Use for more information.
  -  This specimen collection kit may contain irritants. Do not ingest the contents of the tube. If the contents of the tube are splashed in your eyes, flush your eyes with water. If the contents splash onto your skin, wash with soap and water. If irritation persists, notify a health care provider.
  -  The sample should not be collected if the following have been used in the genital area in the last 48 hours: douches, washes, lubricants, vaginal wipes, vaginal moisturizers, antiperspirants, deodorants or feminine hygiene spray.
  -  Do not insert the swab into the vagina more than approximately 2 inches.
  -  IF YOU ARE PREGNANT, please inform your health care provider.
  -  Before you collect a vaginal swab specimen, inform your health care provider if you have:
    - recent pelvic pain
    - pain with sexual intercourse
    - unusual vaginal discharge or bad odor
- These symptoms can be due to pelvic inflammatory disease (PID). Prompt diagnosis and treatment of PID can help prevent infertility and ectopic pregnancy associated with PID.



Visby Medical, Inc.  
3010 North First Street  
San Jose, CA 95134



**Rx Only**



For additional information, refer to the Visby Medical Sexual Health Vaginal Specimen Collection Kit Instructions for Use (<https://www.visby.com/vaginal-collection-ifu/>).

A printed copy can be requested from Visby Medical Customer Support at 1-833-468-4729 (1-833-Go Visby) or [support@visby.com](mailto:support@visby.com).